

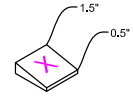
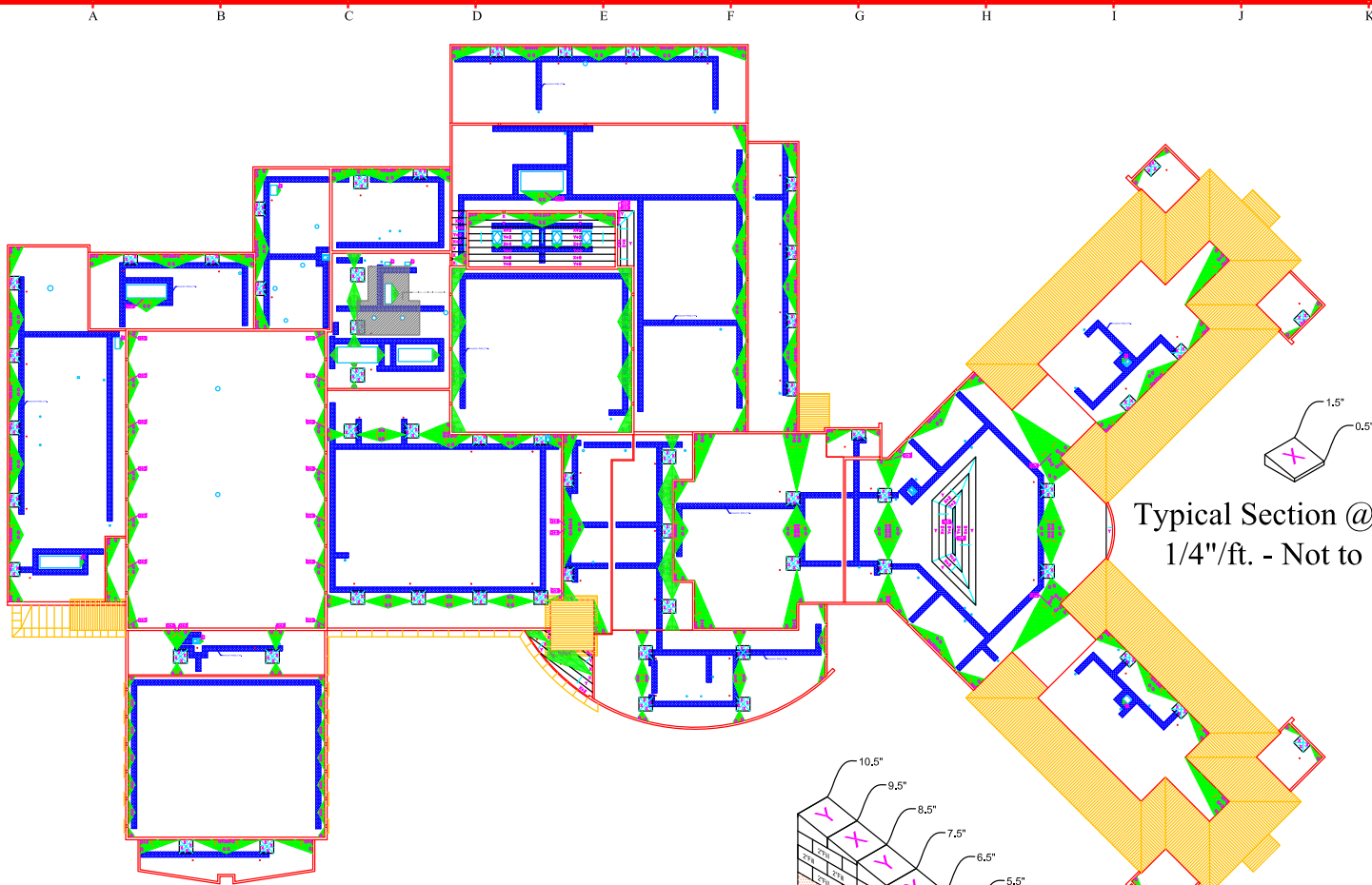


Designer Information:  
 Name: Benjamin Barker  
 E-Mail Address: [bbarker@advanced.com](mailto:bbarker@advanced.com)  
 Phone Number: (330)405-4860  
 Fax Number: (330)405-4861

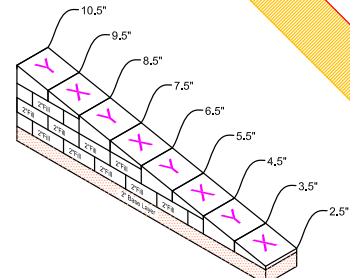
**Firestone**  
 BUILDING PRODUCTS COMPANY  
 NOBODY COVERS YOU BETTER.

AAAdvanced Building Products, LLC  
 9321 Ravenna Road, Suite D  
 Twinsburg, Ohio 44087  
 Phone: (330)405-4860 Fax: (330)405-4861

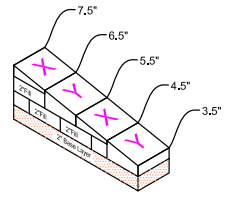
Available Services:  
 • Field Surveys  
 • Field Measurements  
 • Design Assistance  
 • Certified Drainage Program



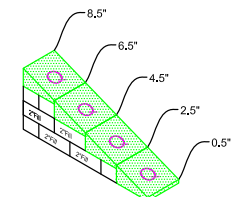
Typical Section @ Sumps  
 1/4"/ft. - Not to Scale



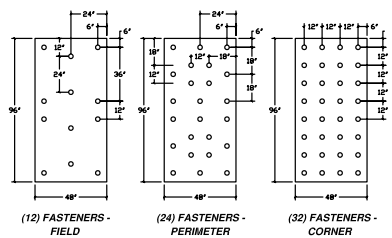
Typical Section @ Flat Roofs  
 1/4"/ft. - Not to Scale



Typical Section @ Flat Portions  
 of Sloped Roofs  
 1/4"/ft. - Not to Scale



Cricket Section  
 1/2"/ft. - Not to Scale



**GENERAL NOTES**

- The Firestone Tapered Design services are offered as a service for practicing roof design professionals such as architects, consultants, engineers, owners, code officials and product representatives. The purpose of the service is to provide a general reference for tapered insulation design. It is the responsibility of the practicing roof design professional using these services to render the appropriate level of professional judgment necessary to provide the appropriate tapered insulation design. No Firestone representative is authorized by way of this disclaimer.
- The roof insulation is polyisocyanurate (ISO 95+ or ISO 95+ Composite) flat and tapered manufactured by the Firestone Building Products Company.
- All job criteria such as dimensions, drain locations, slope, minimum starting thickness, base layer thickness, average R-Value, etc. have been provided by architects, roofers and Dodge/Sears via mail, social and face to the Firestone Tapered Engineering Department. All information must be confirmed by the roofing contractor. If any changes are made in the job criteria shown below, Firestone Tapered Engineering Department reserves the right to rebuild the project.
- Shop drawings signed and approved by either the architect or the roofing contractor must be returned to the Firestone Tapered Engineering Department prior to fabrication and shipment of materials.
- Once the material is received, the manufacturer is not responsible for its subspacing or shortages discovered.
- The roofing contractor must verify all material piece counts with packing lists. All discrepancies must be reported immediately to Firestone Tapered Engineering Department at 800-221-7720.
- Recovery boards, base sheets, cant strips, tapered edge, strips, crickets or saddles etc., not shown on Firestone Tapered Engineering Department shop drawings will be supplied by others.

**SHOP DRAWING APPROVAL**

I understand that the information and dimensions provided to and used by Firestone Tapered Engineering Department may have been supplied by a third party source. Therefore, with my signature:  
 I have provided Firestone Tapered Engineering Department with correct field conditions, including actual field dimensions, drain locations, structural slopes and roof curb locations, that may alter the drainage pattern. Therefore, I accept the tapered design shown on this drawing.  
 I have not measured the roof or confirmed correct field conditions, including drain locations, structural slopes and roof curb locations that may alter the drainage pattern shown on this drawing. However, I accept this design as shown and take full responsibility for any errors, shortages, and/or omissions that may occur.  
 Please sign below and fax to AAAdvanced Building Products, LLC at (330)405-4861.

Name: \_\_\_\_\_ Company: \_\_\_\_\_  
 Signature: \_\_\_\_\_ Date: \_\_\_\_\_

**PROJECT INFORMATION**

Project: Olentangy Orange High School  
 Location: Columbus, Oh  
 Quote Number: 06-OH-6314  
 Quote Version Number(s): 2 Page: 1 of 2  
 Designed by: Benjamin Barker Date: 9/18/2006  
 Slope: 1/4"/ft Cricket Slope: 1/2"/ft  
 Min. Thickness: 0.5" Max. Thickness: 10.4"  
 Base Layer: 2"  
 Average R-Value: 23.38  
 Drawing Scale: 1/32"=1'-0"

Contractor: \_\_\_\_\_  
 Architect: \_\_\_\_\_

**Panel Schedule**

Panel Code	Description	Size	P.S.I.:	Slope:	Used As:
X	0.5" to 1.5"	4' x 4'	20 PSI Typical	1/4"/ft.	Tapered
Y	1.5" to 2.5"	4' x 4'	20 PSI Typical	1/4"/ft.	Tapered
2.5	2.5" Flat	4' x 8'	20 PSI Typical	Flat	Fill
2.0	2.0" Flat	4' x 8'	20 PSI Typical	Flat	Fill
O	0.5" to 2.5"	4' x 4'	20 PSI Typical	1/2"/ft.	Cricket Tapered
2.0	2.0" Flat	4' x 8'	20 PSI Typical	Flat	Cricket Fill
2.0	2.0" Flat	4' x 8'	20 PSI Typical	Flat	Base Layer

**Sample Label**

Tapered Panel → X + 2 ← Fill Thickness  
(See Typical Section For Layering Information)