


Garden Roofing Tray System



Making green easy.

Firestone Building Products offers roofing systems that combine performance and simplicity. Our garden roofing is no different. Thanks to our partnership with LiveRoof®, we offer a “pre-vegetated” garden-roofing tray system that protects the building and makes installation easier, cutting down on labor time and costs. The system also helps you protect the environment. In fact, our wide network of growers across the U.S. and Canada even helps us minimize fuel use and emissions in our service and delivery.

Features

- Pre-vegetated, “invisible” tray system speeds installation and project completion
- Provides 100% vegetated surface
- Growth media conforms to German FLL guidelines
- Tray system allows installation by roofing contractors
- Soil elevators reduce “grid” look and enhance roof’s appearance
- Engineered drainage components designed into tray system
- Pre-vegetation results in less weeding and other maintenance
- Simplifies roof maintenance and repair (no digging and cumbersome removal)
- Tray design eliminates standing water that can harm plants
- Provides immediate evaporative cooling
- Enhances resistance to wind erosion
- Trays made of 100% recycled plastic
- Suitable for various deck types

Benefits

- Improves energy efficiency
- Reduces thermal and UV degradation
- Reduces heat-island effect in surrounding area
- Purifies and reduces stormwater run-off
- Enhances building’s LEED performance
- Beautifies architectural landscape
- Cleaner and quieter than traditional roofing systems
- Building incentives and rebates available in some cities
- Adds to building’s “enjoyable” square footage for employees/residents
- Provides natural environment


Firestone
BUILDING PRODUCTS
NOBODY COVERS YOU BETTER™


LiveRoof®

Firestone Quality

Putting green up top. Doing good all over.

With garden roofing, vegetation takes the place of more traditional roofing surfaces. As a result, the building helps reduce the heat-island effect in cities and suburbs. And garden roofing even enhances water management—reducing rainwater discharge and the erosion it causes.



The pre-vegetated tray-system advantage: a comparison

Tray system (extensive—shallow)	Built-in (intensive—deep)
Quickly installed, less labor	Higher labor and equipment costs
Can be installed by roofing contractor	Installed by landscape contractor (less roof experience)
Pre-grown vegetation provides instant green roof	Installed with plugs, requiring 2–4 years for maturity
System components designed into tray system	System components purchased and installed separately
Suitable for various deck types	Depth and weight often requires concrete deck
Moisture retention	Moisture-retention products installed at job site
Easy removal for roof inspection/maintenance	Digging and labor required for access to roof
Pre-vegetation results in fewer weeds/maintenance	Cultivation raises risk of weed infestation/maintenance

Firestone
BUILDING PRODUCTS

NOBODY COVERS YOU BETTER™

Firestone Building Products

250 West 96th St., Indianapolis, IN 46260

Corporate Office: 1-800-428-4442 • 317-575-7000 • Fax: 317-575-7100

www.firestonebpco.com

LiveRoof® System




STEP 1
First, the grower inserts the LiveRoof® Soil Elevator™ into LiveRoof module.



STEP 2
LiveRoof module is filled to the top of Soil Elevator with LiveRoof engineered soil.



STEP 3
LiveRoof plants are grown to maturity approximately one inch above the LiveRoof module.



STEP 4
Installer sets LiveRoof modules tightly in place on the roof within recommended edge treatments. Modules act as ballast to hold edging in place.



STEP 5
LiveRoof Soil Elevator is removed for a beautiful, seamless, instantly mature green roof.



STEP 6
Water in thoroughly (once) to settle any loose soil and to get your LiveRoof off to a great start.